

RECOMMENDED PCB LAYOUT
GENERAL TOLERANCE ± 0.05

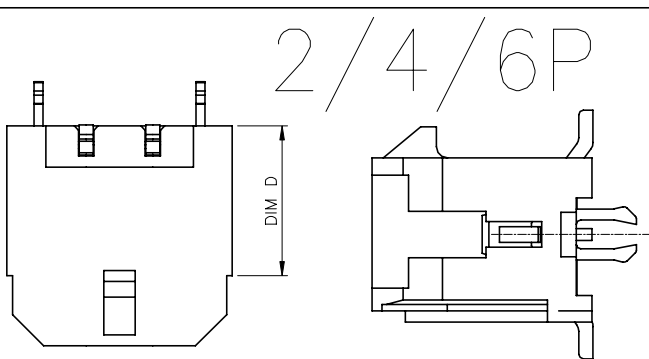
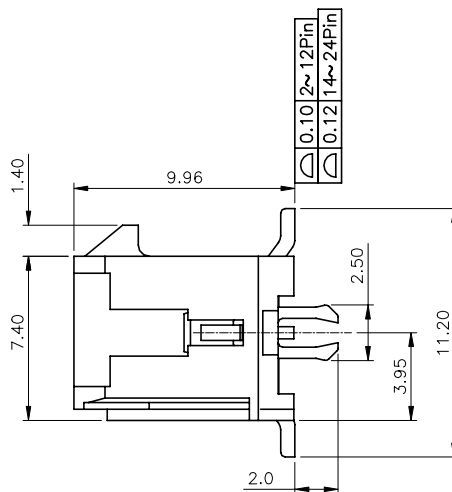
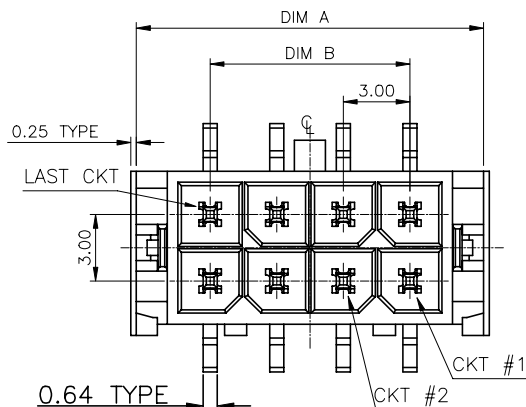
NOTES:

1. MATERIAL:
 - 1.1 HOUSING: THERMOPLASTIC, HIGH TEMP., UL94V-0; COLOR:BLACK.
 - 1.2 CONTACT: COPPER ALLOY
2. FINISH:
 - 2.1 CONTACT:
 - 50u" MIN NICKEL UNDERPLATING OVERALL.
 - N: 60U" MIN MATTE TIN OVERALL.
3. REFLOW SOLDER CAPABLE TO 260°C PER ACES SPEC.
4. SPEC. PLS. REFER TO PS-57959-XXXX-XXX
5. PACKAGE PLS. REFER TO 57978-XXXX-XX-TRP
6. PART NUMBER
 - 57978-XXX X X-XXX

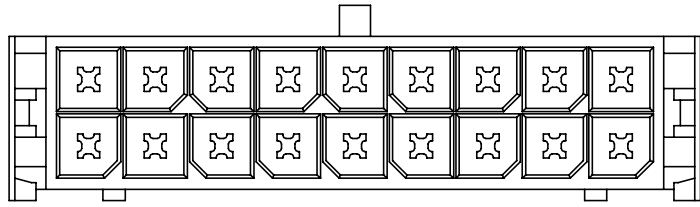
NO OF CKT \rightarrow X
PLATING \rightarrow 001:NORMAL
N: MATTE TIN

PACKING \rightarrow X
0:TAPE & REEL

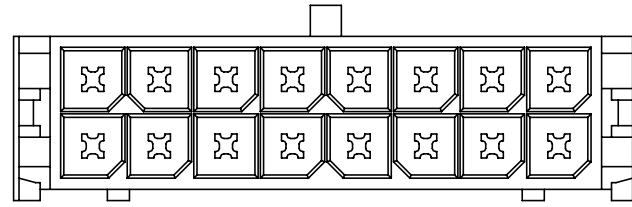
CKT	DIM A	DIM B	DIM D
2	6.65	NA	6.74
4	9.65	3.00	
6	12.65	6.00	
8	15.65	9.00	1.60
10	18.65	12.00	
12	21.65	15.00	
14	24.65	18.00	
16	27.65	21.00	
18	30.65	24.00	
20	33.65	27.00	
22	36.65	30.00	
24	39.65	33.00	



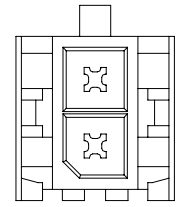
QUALITY SYMBOLS MAJOR \oplus CRITICAL \otimes GENERAL TOLERANCES (UNLESS SPECIFIED) X ± 0.5 X ± 0.38 .XX ± 0.25 .XXX ± 0.15 ANGLES $\pm 2^\circ$	DRAWN BY Huang,ShunSen CHECKED BY Lu,Jing Quan APPROVED BY hsieh,tu yu	DATE 24/03/21 DATE 24/03/21 DATE 24/03/21	ACES ELECTRONICS 3.0mm PITCH WTB HEADER CONN. SMT D/R S/T TYPE
	UNITS mm SCALE 3:1	 SHEET NO. 1 OF 2	
		RFG NO. N/A DWG NO. 57978-XXXX-XXX	



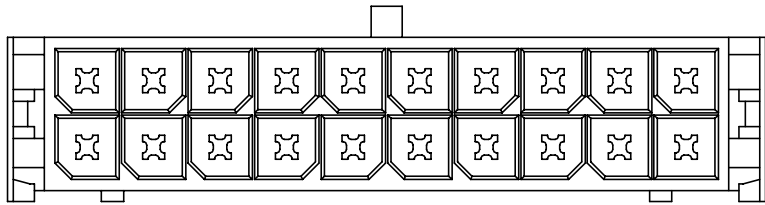
18-CKT



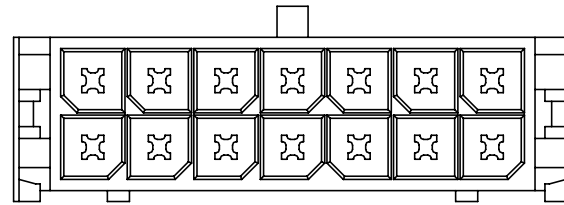
16-CKT



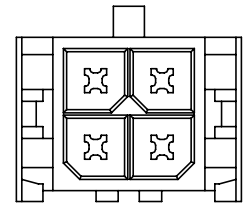
2-CKT



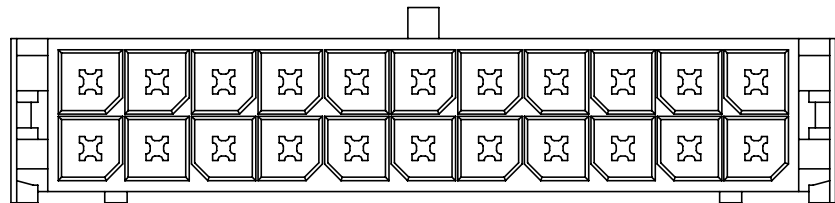
20-CKT



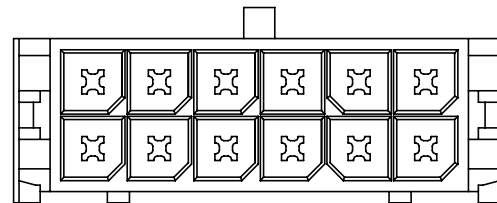
14-CKT



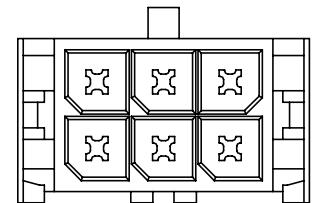
4-CKT



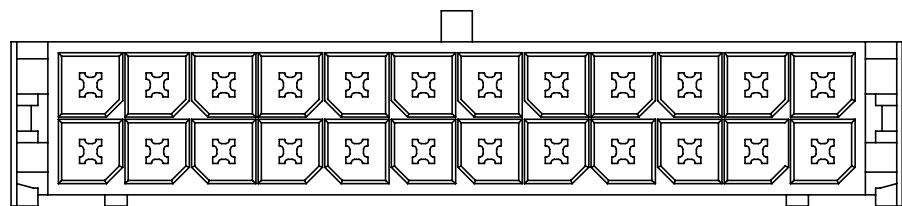
22-CKT



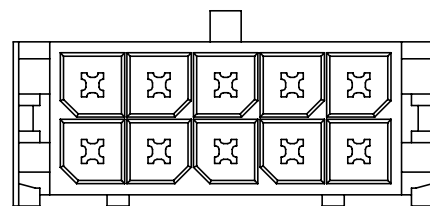
12-CKT



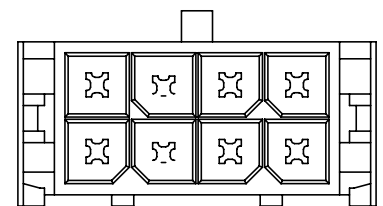
6-CKT



24-CKT



10-CKT



8-CKT

QUALITY SYMBOLS MAJOR CRITICAL GENERAL TOLERANCES (UNLESS SPECIFIED) X. ±0.5 X ±0.38 .XX ±0.25 .XXX ±0.15 ANGLES ±2°	DRAWN BY Huang,ShunSen 24/03/21		 ACES ELECTRONICS TITLE 3.0mm PITCH WTB HEADER CONN. SMT D/R S/T TYPE UNITS mm SCALE 3 : 1 SIZE A4 REV B RFG NO. N/A DWG NO. 57978-XXXXX-XXX
	CHECKED BY Lu,Jing Quan 24/03/21		
	APPROVED BY hsieh,tu yu 24/03/21		
	SHEET NO. 2 OF 2		